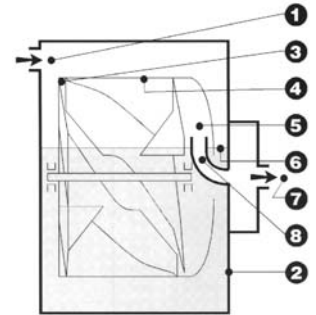


Laboratory Meter High Accuracy Wet Test Gas Meter



Operating Principal:

A cylindrical drum (4), with a spindle through its centre, is mounted in a casing (2) which is set on bearings allowing it to revolve freely, on which the inlet (1) and outlet (7) are mounted. The drum consists of 4 compartments with propeller shaped blades (3). A cover (5) is fitted to one side of the drum. This cover has an opening in the centre which is large enough to allow a bent duct or "spout" (8), to pass and rise above the liquid level (6). This liquid level (water or oil) separates the inlet and outlet and determines the volume of the compartment. The drum rotates as a result of the pressure difference between the inlet and outlet. This rotation causes each compartment in turn to be filled with gas. Once full, each compartment is emptied into the cover, after which the gas travels to the outlet through the spout. The drum axis activates a counter.



Features

- An encoder for digital output (opt).
- A thermometer for measuring gas temperature (opt)

Pulse Emitter

The base of this pulse transmitter exists of a printed circuitboard, with a mounted on potentiometer and an opto switch. During operation, the rotations of the brass stroboscopic disk (provided with 50 grooves) will be detected by an opto switch, generating 50 pulses per revolution. The obtained signals are converted by the printed circuit board into a free of interference pulse signal. The pulse sensibility can be set up with the help of the potentiometer. The printed circuit board has been installed on the gasmeter by 2 screws. The 3 wires have been connected to a three-piled Binderplug. A prototype of this PRECISION GASMETER with PULSE TRANSMITTER (type 1 dm³) has been approved with a positive result by the NMI, according to the EMC guidelines EN 50081-1 and EN 50082-1.

Technical features

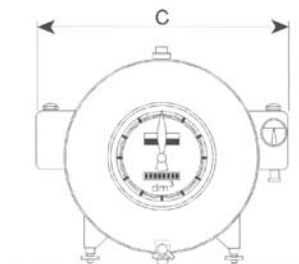
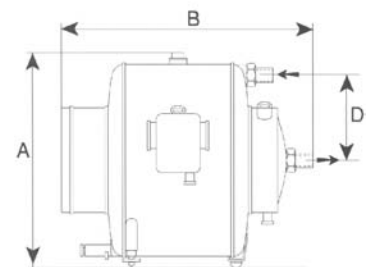
Application	Volume-measuring of filtrated gases which, under normal circumstances, are resistant to used materials and used filling liquids
Gas temperature	+10°C to +30°C
Accuracy (Air)	+/-0.5% from the measuring quantity In general, precision gas meters are calibrated with water as the filling liquid. However, on request, oil is possible as well. A factory calibration certificate is supplied with each meter
Pointer-index	The meters are supplied with a circular indicator-plate. One rotation of the indicator is equal to one drum-rotation. The meter index contains 8 figures (dm ³)
Liquid	Distilled water, or mineral oil, with a viscosity of 6 to 8 centistokes at 20° C N.B. If the liquid is changed from water to oil (or vice versa), the meter must be recalibrated.
Construction	Casing and drum: brass Bearings: rilsan Drain tap: polyacetal

Specifications

Meter type	1 dm ³	5 dm ³	25 dm ³	100 dm ³
Starting flow (dm ³ /h)	1	5	25	100
Max. flow (m ³ /h)	0.5	2	8	24
Volume per rev. (dm ³)	1	5	25	100
Pressure loss (air) at max. flow (mbar)	0.5	0.9	0.8	0.8
Max. working pressure (mbar)	100	100	100	100
Min. pointer indication (dm ³)	0.01	0.1	0.5	1
Connection (mm)	12	12	25	50
Quantity of liquid (dm ³)	3	8	38	141

Dimensions

Meter type	A (mm)	B (mm)	C (mm)	D (mm)	Weight (kg)
1 dm ³	235	260	288	91	3.9
5 dm ³	300	327	350	122	5.3
25 dm ³	490	507	540	111	14.4
100 dm ³	750	737	790	170	41



Information to be specified when ordering

- Type of meter
- Type of liquid (water or oil)
- Type of gas
- Options: thermometer /encoder

Distributed by:
Follin Flo-Controls
www.follinfo-controls
Phone: 617-290-2134